




Ready to Read



Learning to read begins when people are babies. Talking, listening and even looking at pictures with our young children will help them develop good thinking skills that contribute to reading.



Take Turns



Carlos raises his hand and waits his turn when he has something to say. The teacher, Miss Jessie, takes turns talking and listening to the children.

Taking turns is a good way to give children the opportunity to speak and express their ideas. This helps their brains develop.



Label



Kyahna says that the doctors have “things around their neck that check for heartbeats.” Miss Jessie helps Kyahna and the other children learn a new word by labeling the “stethoscopes” that the doctors are wearing.

Have you noticed that children like to name the things they see in books or in the world around them? That’s an important part of their language development. Encourage this by listening to them and pointing out things you see.



3.



Say More



Ramyia's grandpa asks her what she sees in the book. When she says, "Giraffe," he encourages her to say more by asking her if she would like to ride one.

A wonderful way to encourage children's thinking skills is by adding something to the things they say. For example, if you're looking at a picture together and your child notices a kitten, you could say, "Yes, that's a furry kitten."

4.



Repeat



When Jane says, "Look at all those hens," her mother repeats it, saying, "Yes, look at all those hens."

Repeating children's words lets them know that you are listening and interested in their ideas.

5.



Listen



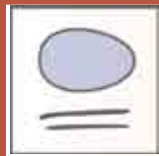

Blake and his mother take turns talking about what they see in the book. Blake's mom makes sure to listen to Blake when it is his turn to talk.

Listening to children gives them a chance to use words and share ideas, and makes them feel secure, safe and loved.

Ready to Read



Take Turns



Label



Say More



Repeat



Listen





1. Put an X under the day that you and your child read together.

Monday	Tuesday	Wednesday	Thursday	Friday	Saturday	Sunday
X	X	X	X	X	X	X

2. Circle the picture of any parenting skill that you used that day.

Monday	Tuesday	Wednesday	Thursday	Friday	Saturday	Sunday

Take Turns	Say More	Label	Repeat	Listen